DTC	C1249/49	Open in Stop Light Switch Circuit

DESCRIPTION

The skid control ECU inputs the stop light switch signal and detects the status of the brake operation. The skid control ECU has an open detection circuit. If an open in the stop light switch input line or GND side stop light circuit is detected when the stop light switch is off, this DTC is output.

DTC No.	DTC Detecting Condition	Trouble Area
C1249/49	Stop light switch circuit is open for 0.3 second or more when the IG terminal voltage is 9.5 to 17.2 V and the brake pedal is released (STP OFF).	• Stop light switch • Stop light switch circuit

WIRING DIAGRAM

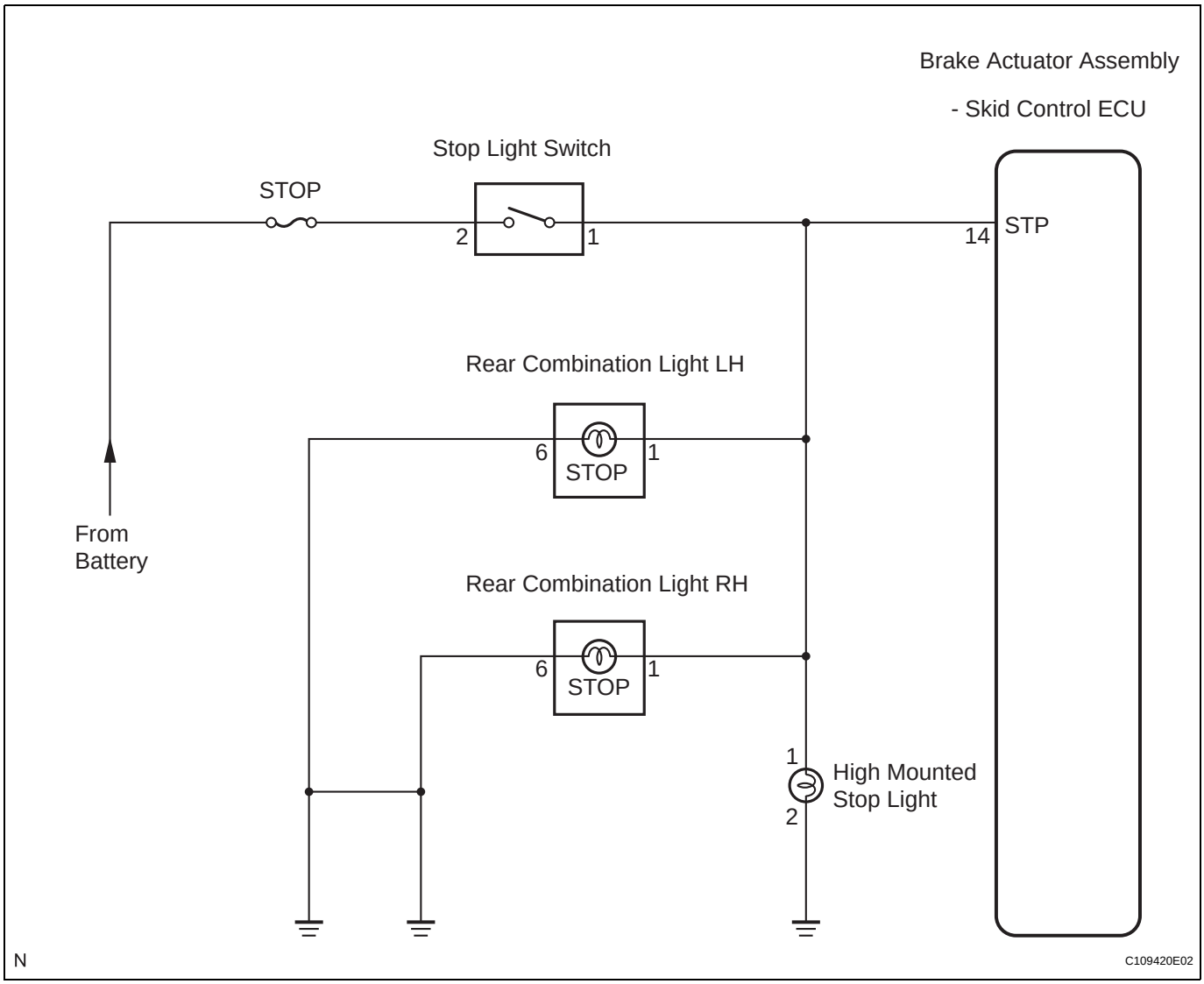

cardiagn.com

INSPECTION PROCEDURE

1 CHECK STOP LIGHT SWITCH OPERATION

(a) Check that the stop light comes on when the brake pedal is depressed and goes off when the brake pedal is released.
HINT:
Check the stop light bulb because it may be burnt out.
OK:
Stop light switch function is normal.

NG → **Go to step 3**

OK

2 INSPECT SKID CONTROL ECU (STP TERMINAL)

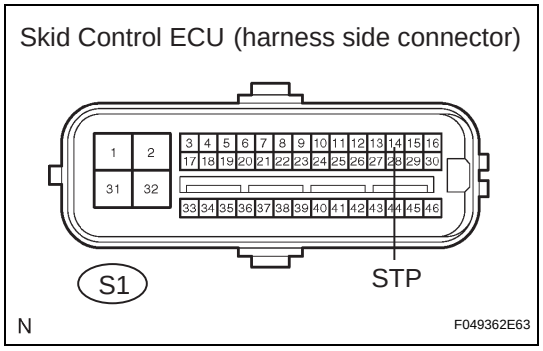

(a) Disconnect the skid control ECU connector.
(b) Measure the voltage according to the value(s) in the table below.
Standard voltage

Tester Connection	Condition	Specified Condition
S1-14 (STP) - Body ground	Brake pedal is depressed	10 to 14 V
S1-14 (STP) - Body ground	Brake pedal is released	Below 1 V

NG → **Go to step 4**

OK

REPLACE BRAKE ACTUATOR ASSEMBLY

3 INSPECT STOP LIGHT SWITCH

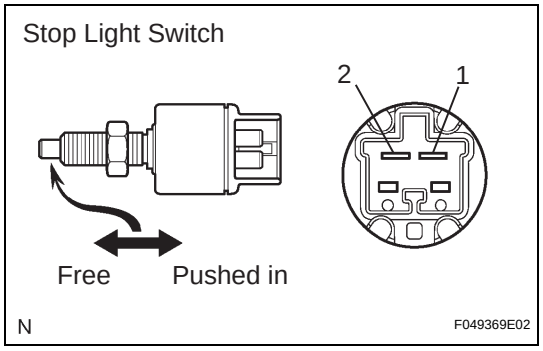

(a) Disconnect the stop light switch connector.
(b) Measure the resistance according to the value(s) in the table below.
Standard resistance

Switch Condition	Tester Connection	Specified Condition
Switch pin free	1 - 2	1 Ω or less
Switch pin pushed	1 - 2	10 kΩ or higher (No continuity)

NG → **REPLACE STOP LIGHT SWITCH**

OK

cardiagn.com

4	CHECK HARNESS AND CONNECTOR (STOP LIGHT SWITCH - SKID CONTROL ECU)

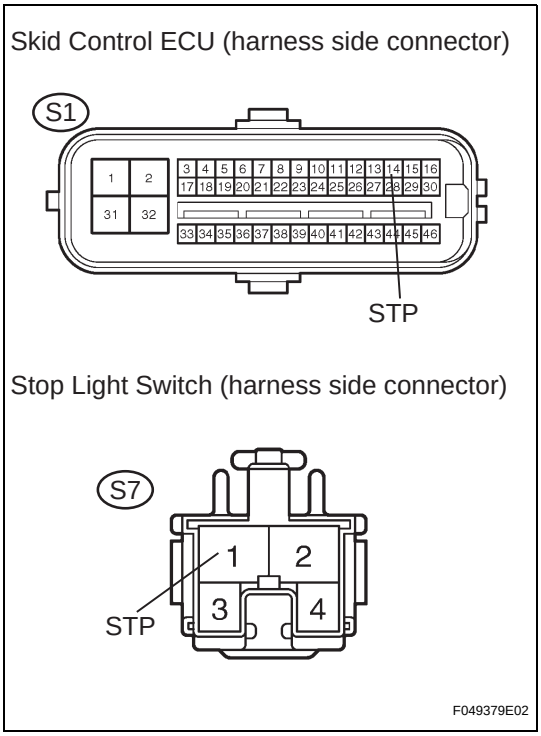

(a) Disconnect the stop light switch connector and skid control ECU connector.

(b) Measure the resistance according to the value(s) in the table below.

Standard resistance

Tester Connection	Specified Condition
S1-14 (STP) - S7-1 (STP)	Below 1 Ω

(c) Measure the resistance according to the value(s) in the table below.

Standard resistance

Tester Connection	Specified Condition
S1-14 (STP) - Body ground	10 kΩ or higher

NG → **REPAIR OR REPLACE HARNESS OR CONNECTOR**

OK

REPLACE BRAKE ACTUATOR ASSEMBLY

cardiagn.com